

















Oak Bluff WEST



LEGEND:

	APPROACH LOCATION
#59	CIVIC ADDRESS
29	LOT NUMBER
	FIRE HYDRANT
	GATEVALVE
	MANHOLE
	CATCH BASIN
	LIGHT STANDARD
	HYDRO PEDESTAL
	M.T.S. PEDESTAL
	CABLE PEDESTAL
	COMMUNITY MAIL BOX
	PATHWAY
	DRAINAGE EASEMENT
	CHAIN-LINK FENCE DESIGN (SEE FENCE DESIGN DETAIL)
	OPEN FENCE DESIGN (SEE FENCE DESIGN DETAIL)

THIS CONCEPT PLAN IS FOR GENERAL INFORMATION ONLY AND IS SUBJECT TO CHANGE WITHOUT NOTICE.

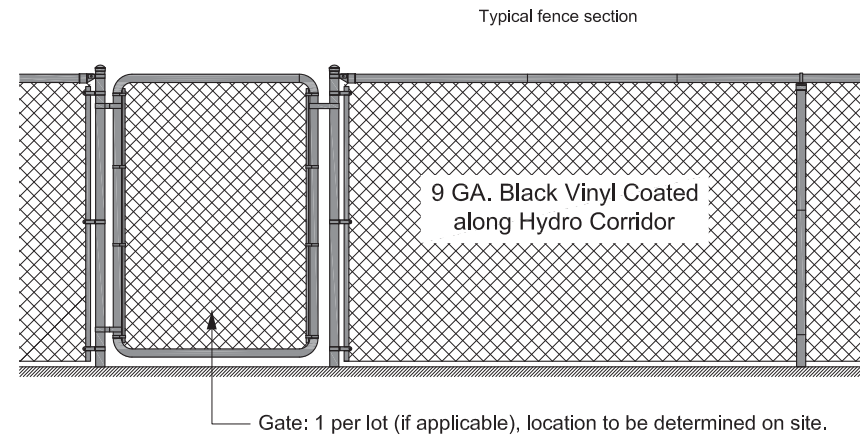
PHASE 3A MARKETING PLAN
August 2, 2017



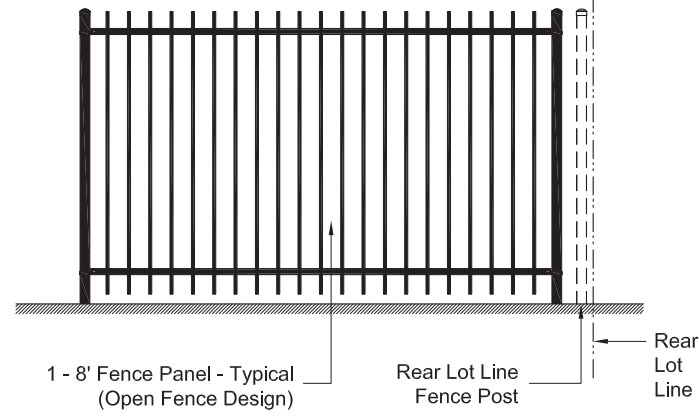
FENCE DESIGN DETAILS

○-○-○ CHAIN-LINK FENCE DESIGN

~ ~ OPEN FENCE DESIGN



Note:
Open fence system is galvanized steel with Black acrylic topcoat,
Montage™ Genesis style architectural fencing.
Fence height will drop to 4ft (48") at the front of the house



1 Rear Yard Chain-link Fence Elevation - Typ.
3A Chain-link Fence Design - NTS

2 Side Yard Fence Return Elevation - Typ.
3A Open Fence Design - NTS



PHASE 3A

Carlinton Crescent
Goodridge Close
Prairie Grass Lane

NOTE: FOR ILLUSTRATION PURPOSES ONLY. NOT TO BE USED AS CONSTRUCTION DRAWINGS.