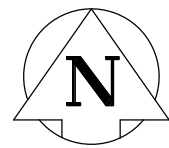


THIS CONCEPT PLAN IS FOR GENERAL INFORMATION ONLY AND IS SUBJECT TO CHANGE WITHOUT NOTICE.



Oak Bluff WEST

Phase 1A Marketing Plan

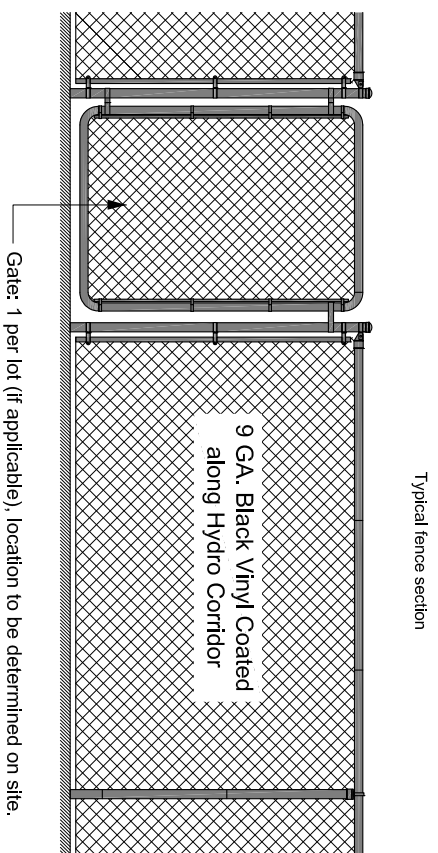
20 April 2016

LEGEND:

- | | | | | | |
|--|-------------------------|--|--------------------|--|--|
| | APPROACH LOCATION | | LIGHT STANDARD | | SOLID FENCE DESIGN
(SEE FENCE DESIGN DETAIL) |
| | CIVIC ADDRESS | | HYDRO PEDESTAL | | CHAIN-LINK FENCE DESIGN
(SEE FENCE DESIGN DETAIL) |
| | LOT NUMBER | | M.T.S. PEDESTAL | | OPEN FENCE DESIGN
(SEE FENCE DESIGN DETAIL) |
| | FIRE HYDRANT | | CABLE PEDESTAL | | ENTRY FEATURE
(SEE DESIGN DETAIL) |
| | GATEVALVE | | COMMUNITY MAIL BOX | | PILLAR
(SEE DESIGN DETAIL) |
| | MANHOLE | | SIDEWALK | | PATHWAY |
| | CATCHBASIN / CURB INLET | | PATHWAY | | DRAINAGE EASEMENT |

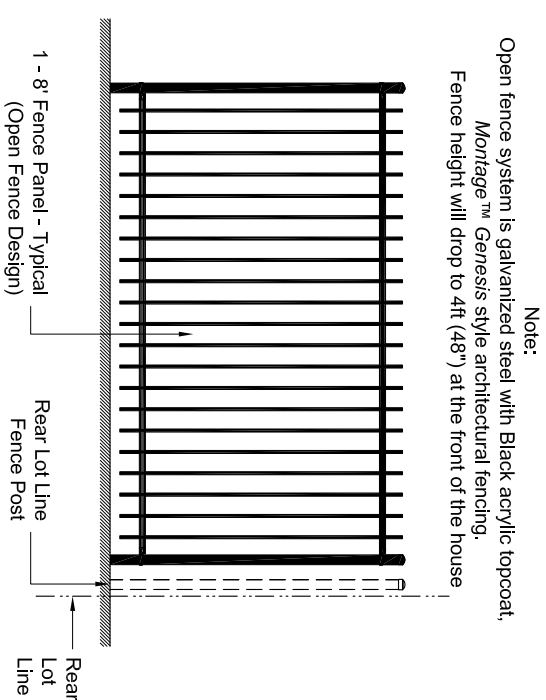
FENCE DESIGN DETAILS

CHAIN-LINK FENCE DESIGN



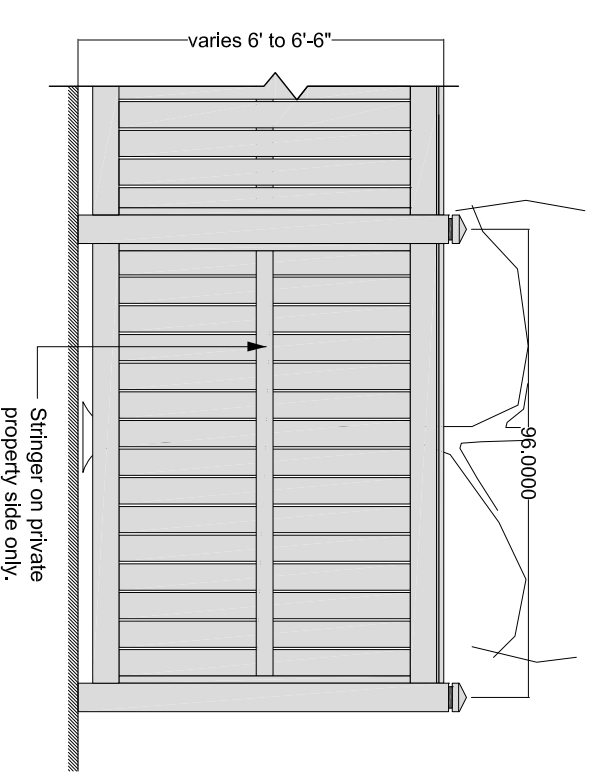
1
1A Chain-link Fence Design - NTS

OPEN FENCE DESIGN



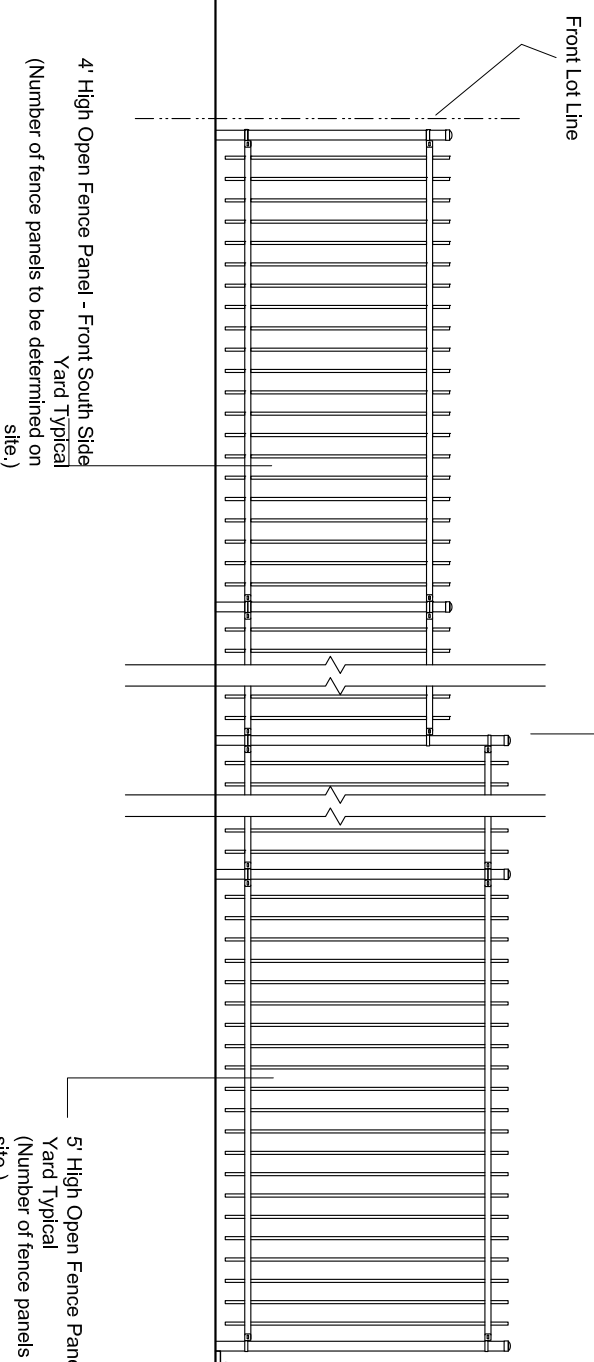
2
1A Side Yard Fence Return Elevation - Typ. Open Fence Design - NTS

SOLID FENCE DESIGN

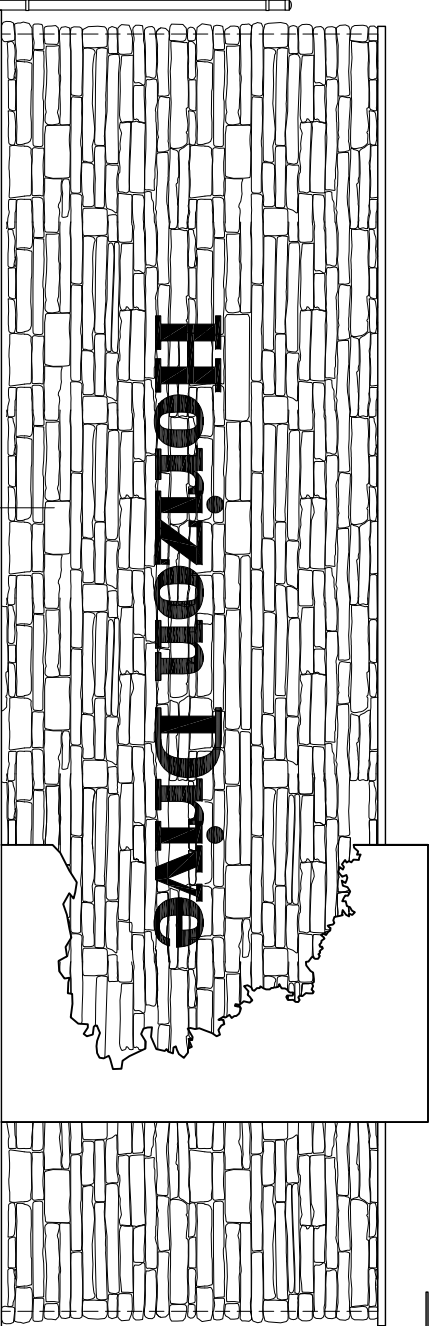


3
1A Solid Fence Elevation - Typ. Solid Fence Design - NTS


Connection of 4' high fence to 5' high fence to occur at the front setback of the front corner of the house.



5' High Open Fence Panel - Rear South Side Yard Typical
(Number of fence panels to be determined on site.)



Blacksmith Road
Benson Boulevard
Horizon Drive



PHASE 1A

4
1A Entry Feature Elevation - Facing North Side of Horizon Drive
Entry Feature with Open Fence Design - NTS

NOTE: FOR ILLUSTRATION PURPOSES ONLY. NOT TO BE USED AS CONSTRUCTION DRAWINGS.